


Base stitches

1/1 Rib Stitch

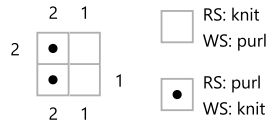


<https://youtu.be/mqShp4z1kk0>

In flat

Côte 1/1

Key



Instructions

It can be done on an even or odd number of stitches in the case of flat knitting.

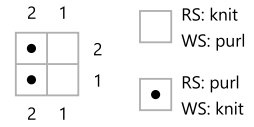
Ligne 1 (RS): k1,p1.

Next rows: Knit the stitches as they appear

In the circular

Côte 1/1

Key



Instructions

It can be done on an even number of stitches in the case of the circular knitting.

Row 1 (RS): k1,p1.

Next rows: Knit the stitches as they appear

Knit the stitches in the reverse order of the stitch shown: if there is a loop then knit or if there is a V, purl